


# Vorpa VB

Universal lighth fixing for plasterboard



products group



**Suitable for**

- gypsum plasterboard and gypsum fibreboards
- cavity floor slabs made from bricks and concrete
- chipboard
- plywood

**To fix**

- lightings, paintings
- ceilings
- mirror cabinets
- light shelves
- pipe clamps
- profiles for slabs

product information

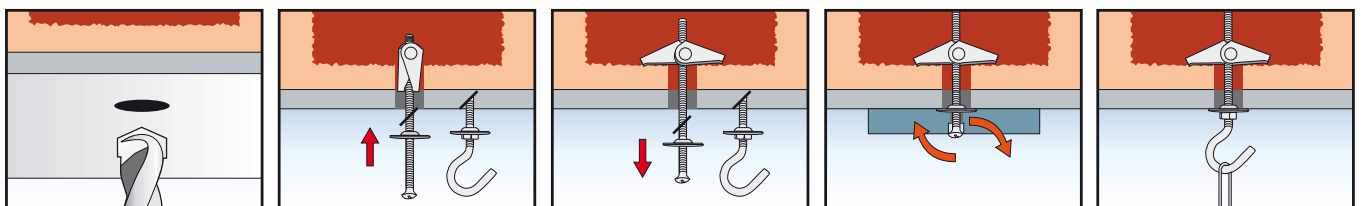
**Characteristics**

- cavity fixing VBA-VB-VBC-VBE: spring toggle
- cavity fixing VBB and VBD: gravity toggle
- maximum flexibility
- high load-bearing capacity
- suitable for pre-positioned installation
- when placed in the drill hole, the bearing elements of the gravity and spring toggles independently swing open behind the board
- no special installation tool is required

**Suggestion for use**

- always consider an appropriate safety factor
- check load bearing capacity values
- respect the installation data

installation sequence




Examples of applications



# Vorpa VB

Universal lighth fixing for plasterboard



perforated cement hollow brick plasterboard boards and panels

product code and technical data



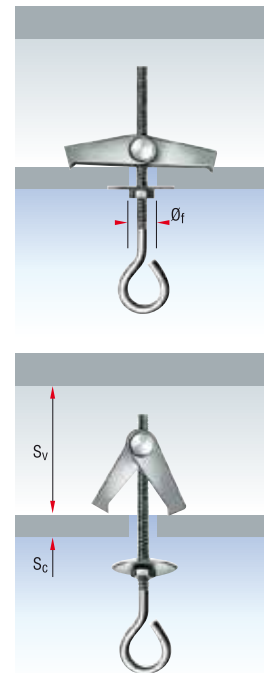
Spring toggle VBA M4

Code	Description	$\emptyset_V$ mm	$d_0$ mm	$S_V$ mm	$S_C$ mm	P mm	$\emptyset_0$ mm
1670	VBA M4 SCREW	M4	12	25	50	-	-
1671	VBA M4 STUD/NUT	M4	12	25	60	-	-
1672	VBA M4 EYEBOLT	M4	12	25	30	-	12,5
21672	VBA M4 EYEBOLT INOX A2	M4	14	34	55	-	12,5
1673	VBA M4 WIRE BOLT	M4	12	25	30	12	-



Spring toggle VB M5

Code	Description	$\emptyset_V$ mm	$d_0$ mm	$S_V$ mm	$S_C$ mm	P mm	$\emptyset_0$ mm
670	VB M5 SCREW	M5	14	27	50	-	-
671	VB M5 STUD/NUT	M5	14	27	60	-	-
672	VB M5 EYEBOLT	M5	14	27	30	-	15
673	VB M5 WIRE BOLT	M5	14	27	30	12	-



universal and frame fixings



Spring toggle VBC M6

Code	Description	$\emptyset_V$ mm	$d_0$ mm	$S_V$ mm	$S_C$ mm	P mm	$\emptyset_0$ mm
2674	VBC M6 WING TOGGLE	-	-	-	-	-	-
2670	VBC M6 SCREW M6 x 80	M6	17	30	40	-	-
2671	VBC M6 STUD M6 x 100	M6	17	30	50	-	-
2672	VBC M6 EYEBOLT	M6	17	30	25	-	14,5
2673	VBC M6 WIRE BOLT	M6	17	30	25	13	-

$\emptyset_0$  = Eyebolt diameter  
 $\emptyset_V$  = Screw diameter  
 $d_0$  = Hole diameter  
 $S_C$  = Thickness of the fixture  
 $S_V$  = Interspace  
 P = Passage of the hook




Gravity toggle VBB M6

Code	Description	$\emptyset_V$ mm	$d_0$ mm	$S_V$ mm	$S_C$ mm	P mm	$\emptyset_0$ mm
1700	VBB M6 WING TOGGLE	-	-	-	-	-	-
703	VBB M6 STUD 4.8 M6 x 100	M6	15	75	40	-	-
700	VBB M6 STUD M6 x 100	M6	15	75	60	-	-
701	VBB M6 EYEBOLT	M6	15	75	30	-	14,5
702	VBB M6 WIRE BOLT	M6	15	75	30	13	-

# Vorpa VB

Universal lighth fixing for plasterboard



product code and technical data



Spring toggle VBE M8

Code	Description	$\varnothing_v$ mm	$d_o$ mm	$S_v$ mm	$S_c$ mm	P mm	$\varnothing_o$ mm
3674	VBE M8 WING TOGGLE	-	-	-	-	-	-
3670	VBE M8 STUD 8.8 M8 x 100	M8	20	40	50	-	-
3671	VBE M8 STUD M8 x 100	M8	20	40	50	-	-
3672	VBE M8 EYEBOLT	M8	20	40	20	-	11,8
3673	VBE M8 WIRE BOLT	M8	20	40	20	10	-

Spring toggle VBE M10

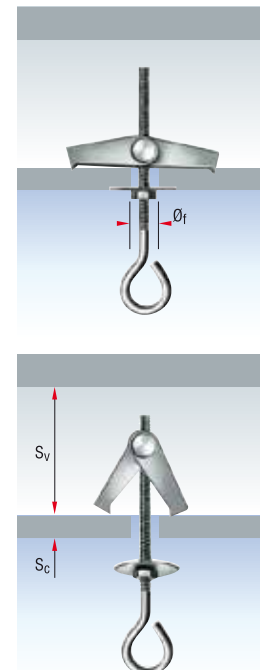
5674	VBE M10 WING TOGGLE	M10	25	45			
------	---------------------	-----	----	----	--	--	--

Heavy duty loads on metal profiles



Gravity toggle VBD M8 heavy duty fixings

Code	Description	$\varnothing_v$ mm	$d_o$ mm	$S_v$ mm	$S_c$ mm	P mm
4674	VBD M8 WING TOGGLE	-	-	-	-	-
4671	VBD M8 STUD M8 x 100	M8	20	75	60	-
4673	VBC M8 WIRE BOLT	M8	20	75	60	16



- $\varnothing_o$  = Eyebolt diameter
- $\varnothing_v$  = Screw diameter
- $d_o$  = Hole diameter
- $S_c$  = Thickness of the fixture
- $S_v$  = Interspace
- P = Passage of the hook

Examples of applications



**ATTENTION: An appropriate safety factor  $\geq 5$  should be applied on these values**

VB	VB M4	VB M5	VB M6	VB M8	VB M10	VBD M8
<b>Pull out values in daN</b>						1 daN = 1 kg
Spring toggle with screw	120	230	350	600	800	2000**
Spring toggle with stud/nut	120	230	350	600		
Spring toggle with eyebolt *	40	60	100	300		300
Spring toggle with wirebolt *	40	60	100	300		

\* Bending moment

\*\* Fixing on metal profiles