



Vorpa IF - IFO

Steel pipe clamp

products group



IF
pipe clamp with rubber and plastic plug

IFO
pipe clamp with rubber

- Suitable for**
- concrete
 - natural stone
 - solid brick

- To fix**
- industrial plants
 - high temperature exhaust fumes
 - high temperature liquid discharge

Isophonic pipe clamp with EPDM rubber for iron and polyethylene pipes

According to DIN 4109 sound protection

product information

Characteristics

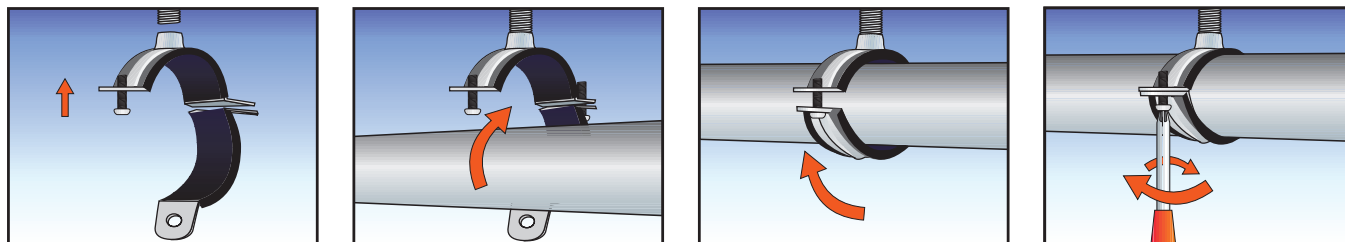
- isophonic pipe clamps with EPDM rubber and wall plastic plug
- two screws allows for easy adjustment to suit the outer pipe diameter
- combination nut with thread M8/M10
- the sound insulation rubber offers noise protection and avoids contact corrosion
- screws safety feature
- wall nylon plug VN with anti-rotation wings

- temperature range -40°C ÷ +100°C
- fire resistance DIN 4109-B2

Suggestion for use

- always check load bearing capacity values in the table
- respect the installation data
- clean the hole before the installation

installation sequence



Clean the hole before the installation

Examples of applications





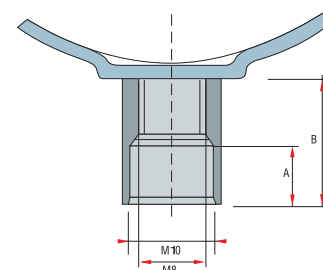

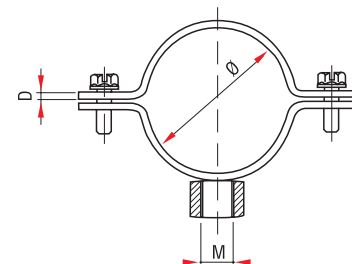
Vorpa IF - IFO

Steel pipe clamp

product code and technical data

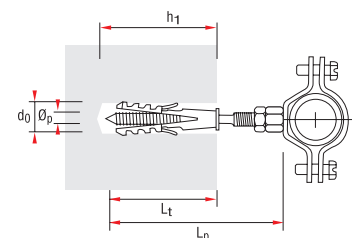
IFO pipe clamp with rubber

Code	Description	Nominal diameter	E x D	A-B mm	M thread	Side screws
2699	IFO pipe clamp	12-15 1/4	19x1,8	9-16	M8/M10	M6x20
2700	IFO pipe clamp	15-19 3/8	19x1,8	9-16	M8/M10	M6x20
2701	IFO pipe clamp	20-25 1/2	19x1,8	9-16	M8/M10	M6x20
2702	IFO pipe clamp	26-30 3/4	19x1,8	9-16	M8/M10	M6x20
2703	IFO pipe clamp	32-36 1"	19x1,8	9-16	M8/M10	M6x20
2704	IFO pipe clamp	38-43 1" 1/4	19x1,8	9-16	M8/M10	M6x20
2705	IFO pipe clamp	47-51 1" 1/2	19x1,8	9-16	M8/M10	M6x20
2706	IFO pipe clamp	53-58 53-58	19x1,8	9-16	M8/M10	M6x20
2707	IFO pipe clamp	60-64 2"	19x1,8	9-16	M8/M10	M6x20
2708	IFO pipe clamp	68-72 68-72	19x1,8	9-16	M8/M10	M6x20
2709	IFO pipe clamp	76-80 2" 1/2	19x1,8	9-16	M8/M10	M6x20
2710	IFO pipe clamp	81-86 81-86	19x1,8	9-16	M8/M10	M6x20
2711	IFO pipe clamp	87-92 3"	19x1,8	9-16	M8/M10	M6x20
2712	IFO pipe clamp	99-105 3" 1/2	19x1,8	9-16	M8/M10	M6x20
2713	IFO pipe clamp	107-112 107-112	20x2,3	9-16	M8/M10	M6x20
2714	IFO pipe clamp	113-118 4"	20x2,3	9-16	M8/M10	M6x20
2715	IFO pipe clamp	125-130 125-130	20x2,3	9-16	M8/M10	M6x20
2716	IFO pipe clamp	135-140 5"	20x2,3	9-16	M8/M10	M6x20
2718S	IFO pipe clamp	159-166 159-166	20x2,3	9-16	M8/M10	M6x20
2718	IFO pipe clamp	168-172 6"	20x2,3	9-16	M8/M10	M6x20
2719	IFO pipe clamp	200-212 200-212	20x2,3	9-16	M8/M10	M6x20



IF pipe clamp with rubber and plastic plug

Code	Description	Nominal diameter	E x D	d ₀ xL _t mm	h ₁ mm	M x L _p mm	Side screws
4699	IF pipe clamp/plug	12-15 1/4	19x1,8	10x60	80	M8x90	M6x20
4700	IF pipe clamp/plug	15-19 3/8	19x1,8	10x60	80	M8x90	M6x20
4701	IF pipe clamp/plug	20-25 1/2	19x1,8	10x60	80	M8x90	M6x20
4702	IF pipe clamp/plug	26-30 3/4	19x1,8	10x60	80	M8x90	M6x20
4703	IF pipe clamp/plug	32-36 1"	19x1,8	10x60	80	M8x90	M6x20
4704	IF pipe clamp/plug	38-43 1" 1/4	19x1,8	10x60	80	M8x90	M6x20
4705	IF pipe clamp/plug	47-51 1" 1/2	19x1,8	10x60	80	M8x90	M6x20
4706	IF pipe clamp/plug	53-58 53-58	19x1,8	10x60	80	M8x90	M6x20
4707	IF pipe clamp/plug	60-64 2"	19x1,8	10x60	80	M8x90	M6x20
4708	IF pipe clamp/plug	68-72 68-72	19x1,8	10x60	80	M8x90	M6x20
4709	IF pipe clamp/plug	76-80 2" 1/2	19x1,8	10x60	80	M8x90	M6x20
4710	IF pipe clamp/plug	81-86 81-86	19x1,8	10x60	80	M8x90	M6x20
4711	IF pipe clamp/plug	87-92 3"	19x1,8	10x60	80	M8x90	M6x20
4712	IF pipe clamp/plug	99-105 3" 1/2	19x1,8	10x60	80	M8x90	M6x20
4713	IF pipe clamp/plug	107-112 107-112	20x2,3	10x60	80	M8x90	M6x20
4714	IF pipe clamp/plug	113-118 4"	20x2,3	10x60	80	M8x90	M6x20
4715	IF pipe clamp/plug	125-130 125-130	20x2,3	10x60	80	M8x90	M6x20
4716	IF pipe clamp/plug	135-140 5"	20x2,3	10x60	80	M8x90	M6x20
4717S	IF pipe clamp/plug	159-166 159-166	20x2,3	10x60	80	M8x90	M6x20
4717	IF pipe clamp/plug	168-172 6"	20x2,3	10x60	80	M8x90	M6x20
4718	IF pipe clamp/plug	200-212 200-212	20x2,3	10x60	80	M8x90	M6x20



- d₀ = Hole diameter
- h₁ = Min. hole depth
- L_t = Anchor length
- L_p = Pin length
- ExD = Width x thickness
- M = Thread

cladding and pipe fixings

IF - IFO

Pipe size	daN
Axial recommended load	1 daN=1 kg
1/4" - 3" 1/2	180
107 - 212	250