




concrete

Vorpa VSP C

Steel anchor

products group



VSP C
with 8.8 hexagonal
head screw

Suitable for

- concrete
- pre-stressed concrete ceiling slabs

To fix

- light metal structural work
- brackets and rails for industrial systems such as lighting, heating, ventilation
- timber constructions
- sprinkler systems

product information

Characteristics

- special short body steel anchor with anti-rotation design and expansion conical nut
- the collar prevents slippage of the anchor into the hole and facilitates the installation since it is not necessary to respect the depth of drilling
- the optimized geometry reduces the energy required for fixing and allows its use even in narrowed spaces

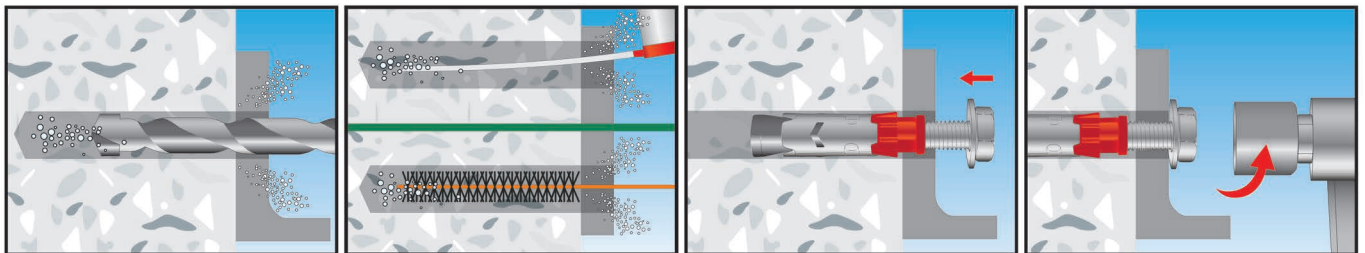
Installation

- pre-setting anchor

Suggestion for use


- choose the right size of the anchor according to the load
- always check load bearing capacity values in the table
- respect the installation data
- clean the hole before the installation

installation sequence



Clean the hole before the installation

Examples of applications






concrete

Vorpa VSP C

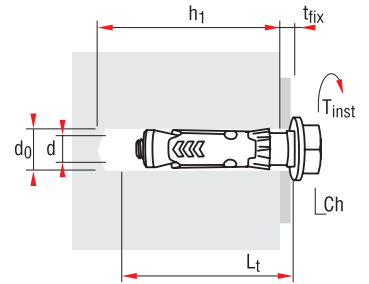
Steel anchor

product code and technical data



VSP C
with 8.8 hexagonal
head screw

Code	Description	L _t mm	Screw d x L _v mm	d ₀ mm	h ₁ mm	t _{fix} max mm	d _f mm	T _{inst} Nm	Ch
3813	VSP C 15/70 - M10	70	M10x70	15	≥65	8	18	50	17
3814	VSP C 18/80 - M12	80	M12x80	18	≥75	10	22	65	19



- h₁ = Min. hole depth
- L_t = Anchor length
- L_v = Screw length
- d₀ = Hole diameter
- d = Screw diameter
- d_f = Hole diameter in the fixture
- t_{fix} = Fixture thickness
- T_{inst} = Torque
- Ch = Spanner

VSP C

			VSP C M10	VSP C M12
Critical axial spacing	S _{cr}	mm	290	300
Critical edge distance	C _{cr}	mm	145	150
Minimum axial spacing	S _{min}	mm	180	200
Minimum edge distance	C _{min}	mm	90	100
Minimum structural thickness	h _{min}	mm	130	130

Permissible loads - applications in concrete C20/25

1 daN ≈ 1 kg

VSP C	daN	300	500
-------	-----	-----	-----

- Always respect the installation parameters
- In case of axial spacings or edge distances are inferior than the critical ones, it is recommended to reduce the application load
- The table shows the permissible loads for tension, shear and combined tension and shear loads