

collari e fissaggi idrotermosanitari

Vorpa TVNO - TVNK

Fissaggio per water e bidet a pavimento

gruppo prodotti



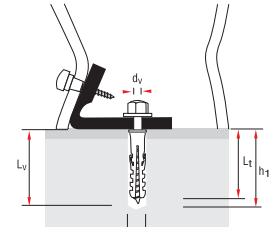
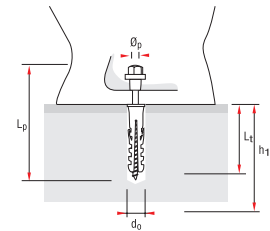
PER INSTALLAZIONE DI WATER E BIDET A PAVIMENTO CON FORI VERTICALI

TVNO ottone

* TVNO inox A2



La boccola in nylon evita il contatto tra la vite e il sanitario

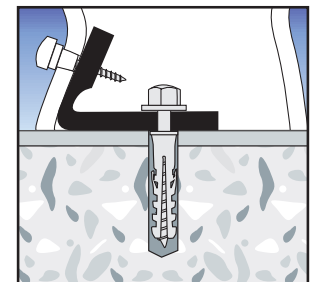
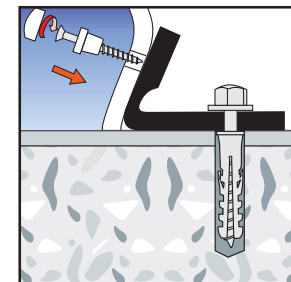
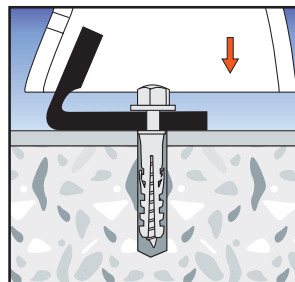
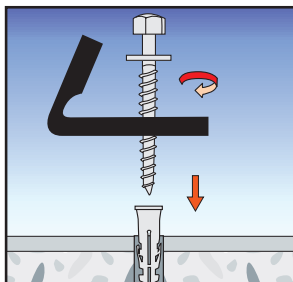
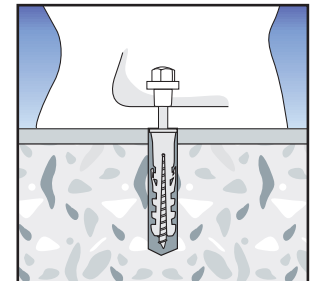
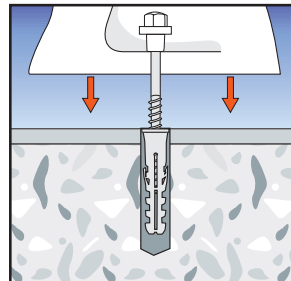
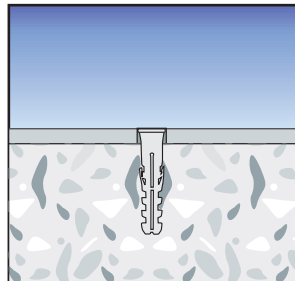
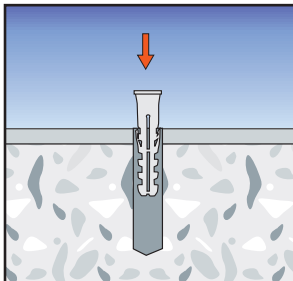


- d_0 = Diametro foro
- h_1 = Profondità minima foro
- L_t = Lunghezza tassello
- L_p = Lunghezza perno
- \varnothing_p = Diametro perno
- \varnothing_v = Diametro vite
- L_v = Lunghezza vite

PER INSTALLAZIONE DI WATER E BIDET A PAVIMENTO CON FORI LATERALI

sequenza d'installazione

TVNO



TVNK

identificazione prodotto e dati tecnici

TVNO ottone

TVNO inox A2

TVNK

Art.	Descrizione	L_t mm	d_0 mm	h_1 mm	L_p mm	\varnothing_p mm
247	TVNO 10/80	50	10	75	80	6
* 2247	TVNO 10/80 INOX A2	50	10	75	80	6

Art.	Descrizione	L_t mm	d_0 mm	h_1 mm	L_v mm	\varnothing_v mm
2248	TVNK 10/50	50	10	75	60	7

Contenuto busta

4 tasselli 10x50 - 4 viti 6x80 - 4 boccole bianche - 4 dadi ciechi

Contenuto busta

2 tasselli 10x50 - 2 viti 7x65 - 2 staffe ad L - 2 rosette piane Ø8 - 2 calotte bianche coprivite Ø18 2 boccole nylon Ø15 - 2 viti truciolari Ø4,5x45

Esempi di applicazione

