

GRACE VASO SCARICO PAVIMENTO

GR007.BI

CE EN 997:2015

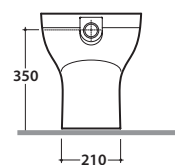
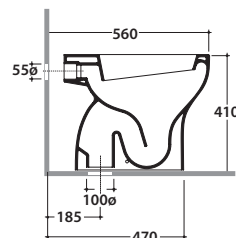
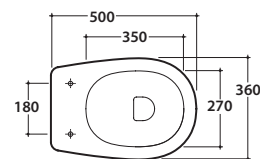
GLOBO



Scarico ottimizzato a 4/2,6 litri
Drain 4/2,6 lt

Cod. **GR007.BI**

Vaso a terra 50.36 h41 cm. Scarico a pavimento. Scarico 4 / 2,6 Lt.
Installazione distanziata da parete. Completo di fissaggi. Peso 22 Kg
*Floor mounted Wc 50.36 h41 cm. With floor drain. Drain 4 / 2,6 Lt.
Wall spaced installation. Fixing kit included. Weight 22 Kg*



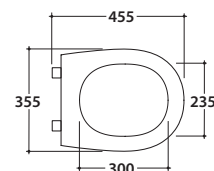
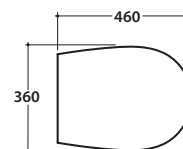
Trattamento antibatterico per sedili in
versione Bianco lucido
*Antibacterial treatment on toilet seats
in shiny white*

Cod. **GR019BI**

Coprivaso in duroplast con chiusura tradizionale. Peso 2 Kg
Duroplast seat-cover with traditional closing system. Weight 2 Kg

Cod. **GR020BI**

Coprivaso in duroplast con chiusura rallentata. Peso 2 Kg
Duroplast seat-cover with soft-closing system. Weight 2 Kg



Cod. **VA132**

Riduttore flusso di scarico.
Flow reductor.