

# HALLOWEEN DECORATIONS


Children, why don't you decorate your home for Halloween?  
This is the right time!

Follow my instructions to create **terrifying decorations**,  
like the ones I put in my little house.

Get yourself what you need and... free your imagination!

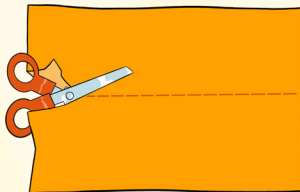
## YOU WILL NEED:

- Coloured A4 sheets  
(or colour them by yourself !!!)
- Pencil
- Scissors




## PROCEDURE:

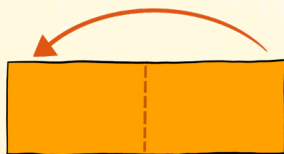
1.



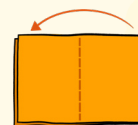
Fold the sheet in half from its shorter side. Cut it on the fold to obtain two pieces.



2.



Fold each half again on its longer side and fold them two more times.



3.



Draw a pumpkin on each piece making sure that the inner part of the pumpkin is on the fold of the paper and then... open the sheet!



4.



PS: you can also draw ghosts, witches and any shape you like!